



Sixth Form Transition Pack

Subject: A Level Mathematics

In order to be fully prepared for your studies in sixth form, please complete the tasks set in this booklet.

Please place the completed work in a plastic wallet, clearly labelled with your name and bring it with you when you enrol on results day:
Thursday 22nd August.

If you require any support or have any questions, the contact detail for subject staff are as below:
partingtonr@astn.uk

Subject Overview	Career / further study opportunities
<p>A Level Mathematics is a two year course and is examined at the end of year 13. The course covers Pure Mathematics, Statistics and Mechanics. Some of the basic skills you will need to help you with your studies are included in this booklet.</p> <p>Your must be confident and secure in your work in algebra, ie algebraic manipulation, solving equations, working confidently with algebraic fractions, co-ordinate geometry In addition to this you need to be secure when working with powers, particularly fractional and negative.</p>	<p>There are some textbooks specifically designed to prepare students for starting A level maths:</p> <p>New Head Start to A Level Maths is currently free online through Kindle or available to buy: https://www.cgpbooks.co.uk/secondary-books/as-and-a-level/maths/mbr71-new-head-start-to-a-level-maths</p> <p>Bridging the Gap https://collins.co.uk/products/9780008205010</p> <p>If you have access to Hegarty Maths then Mr Hegarty has produced a skills list of the 180 skills that you should be confident with, which I have included in this pack</p>

Please also take a look at the Maths Genie website (GCSE Maths section) as this has video tutorials, exam questions and worked solutions for each relevant GCSE topic. I recommend focusing on Grade 6, 7 and 8 topics (although, grade 7 and 8 is more reflective of A level maths). You can find a list of relevant topics below.

CONTENTS

Chapter 1	Hegarty Maths 180 skills	page 3
Chapter 2	Removing brackets	8
Chapter 3	Linear equations	10
Chapter 4	Simultaneous equations	14
Chapter 5	Factors	16
Chapter 6	Change the subject of the formula	19
Chapter 7	Solving quadratic equations	22
Chapter 8	Indices	27

As you transition from Year 11 to Year 12, it is very important to refresh your memory on certain core mathematical skills. Moreover, it is vital that you have a sound understanding of some more difficult skills. In the tables below, you will find **180 skills** that you should be confident with as you start Year 12. Get 100% on each and use the videos if you are stuck.

Number

Topics	Clip Number	R	A	G
Indices, powers & roots				
Index form 1 (intro)	102			
Index form 2 (power of 0 & 1)	103			
Index form 3 (power of negative integers)	104			
Index form 4 (multiplying indices)	105			
Index form 5 (dividing indices)	106			
Index form 6 (power of power rule)	107			
Index form 7 (powers of unit fractions)	108			
Index form 8 (powers of non-unit fractions)	109			
Index form 9 (combination of rules)	110			
Multiplication & division with surds 1	113			
Multiplication & division with surds 2	114			
Simplifying surds	115			
Brackets involving surds 1	116			
Brackets involving surds 2	117			
Rationalising surds 1	118			
Rationalising surds 2	119			
Order of operations 3 (indices & roots)	120			

Algebra

Topics	Clip Number	R	A	G
Substitution				
Substitution 1	780			
Substitution 2	781			
Substitution 3	782			
Substitution 4	783			
Substitution 5	784			
Substitution 6	785			
Substitution 7	786			
Substitution 8	787			
Substitution (Equations of motion 1)	788			
Substitution (Equations of motion 2)	789			

Algebra (continued)

Topics	Clip Number	R	A	G
Manipulating expressions				
Collecting like terms 2	157			
Simplifying expressions involving multiplication	158			
Simplifying expressions involving division	159			
Expand two single brackets & simplify	161			
Expand double brackets 1	162			
Expand double brackets 2	163			
Expand double brackets 3	164			
Expand brackets (difference of two squares)	165			
Expand triple brackets	166			
HCF of algebraic expressions	167			
Factorise simple expressions 1	168			
Factorise simple expressions 2	169			
Simplifying expressions by factorising 1	170			
Simplifying expressions by factorising 2	171			
Expressions with algebraic fractions	172			
Indices with algebraic expressions 1	173			
Indices with algebraic expressions 2	174			
Indices with algebraic expressions 3	175			
Linear equations				
Solve 1 step equations (balance method)	178			
Solve 2 step equations (involving multiplication)	179			
Solve 2 step equations (involving division)	180			
Solve 2 step equations (x on denominator)	181			
Solve 2 step equations (x negative)	182			
Solve 3 step equations	183			
Solve equations with x on both sides 1	184			
Solve equations with x on both sides 2	185			
Solve equations with x on both sides 3	186			
Solve equations with algebraic fractions	187			
Setup & solve equations (in context)	188			
Simultaneous equations by elimination 4	193			
Simultaneous equations by substitution	194			
Simultaneous equations (in context)	195			
Linear sequences and graphs				
Midpoint of a line segment	200			
Gradient of a line segment 1	201			
Gradient of a line segment 2 (negative)	202			
Gradient of a line segment 3 (fractions)	203			
Gradient of a line segment 4 (summary)	204			
Straight line graphs 1	206			
Straight line graphs 2	207			
Straight line graphs 3	208			
Straight line graphs 4	209			

Algebra (continued)

Topics	Clip Number	R	A	G
Linear sequences and graphs (continued)				
Straight line graphs 5	210			
Straight line graphs 6	211			
Straight line graphs 7	212			
Straight line graphs 8	213			
Straight line graphs (parallel)	214			
Straight line graphs (perpendicular) 1	215			
Straight line graphs (perpendicular) 2	216			
Straight line graphs (alternative way to define)	220			
Solving equations & straight lines	217			
Solving simultaneous equations using straight lines 1	218			
Solving simultaneous equations using straight lines 2	219			
Quadratics				
Factorise quadratic expressions 1	223			
Factorise quadratic expressions 2	224			
Factorise quadratic expressions 3	225			
Factorise quadratic expressions 4	226			
Factorise quadratic expressions 5	227			
Factorise quadratic expressions 6	228			
Simplify algebraic fractions (involving quadratics)	229			
Completing the square 1	235			
Completing the square 2	236			
Completing the square 3	237			
Using the discriminant	243			
Solving quadratic equations 1 (by factorising)	230			
Solving quadratic equations 2 (by factorising)	231			
Solving quadratic equations 3 (by factorising)	232			
Solving quadratic equations 4 (by factorising)	233			
Solving quadratic equations 5 (inverse operations)	234			
Solving by completing the square 1	238			
Solving by completing the square 2	239			
Solving using the quadratic formula 1	241			
Solving using the quadratic formula 2	242			
Quadratic equations from algebraic fractions	244			
Quadratic equations in context	245			
Simultaneous equations involving quadratics	246			
Find the y-intercept of a quadratic graph	252			
Find the x-intercept (roots) of a quadratic graph	253			
Find the line of symmetry of a quadratic graph	254			
Find the turning point of quadratic graphs 1	255			
Find the turning point of quadratic graphs 2	256			
Sketch a fully labelled quadratic graph	257			
The discriminant & quadratic graphs	258			
Simultaneous equations using graphs (quadratic & linear)	259			
Using a quadratic graph to solve a related quadratic equation	260			

Algebra (continued)

Topics	Clip Number	R	A	G
Exponentials				
Manipulating powers 1	790			
Manipulating powers 2	791			
Manipulating powers 3	792			
Manipulating powers 4	793			
Manipulating powers 5	794			
Manipulating powers 6	795			
Exponential equations 1	796			
Exponential equations 2	797			
Exponential equations 3	798			
Harder exponential problems	799			
Exponential graphs (drawing)	302			
Exponential growth graphs	800			
Exponential decay graphs	801			
Points on exponential graphs 1	802			
Points on exponential graphs 2	803			
Real life exponential growth 1	804			
Real life exponential growth 2	805			
Real life exponential growth 3	806			
Real life exponential growth 4	807			
Real life exponential decay 1	808			
Real life exponential decay 2	809			
Real life exponential decay 3	810			
Real life exponential decay 4	811			
Circles				
Equation of a circle – centre origin 1	778			
Equation of a circle – centre origin 1	779			
Equation of a circle 1 (find centre and radius)	314			
Equation of a circle 2 (write equation)	315			
Equation of a circle 3 (location of points)	316			
Equation of a circle 4 (not standard form)	317			
Inequalities				
Integer solutions to inequalities	267			
Multiple inequalities on a number line	268			
Solve single linear inequalities 1 (positive x)	269			
Solve single linear inequalities 2 (negative x)	270			
Solve single linear inequalities 3 (difficult)	271			
Linear inequalities as graph regions 1	273			
Linear inequalities as graph regions 2	274			
Linear inequalities as graph regions 3	275			
Linear inequalities as graph regions 4	276			
Solving quadratic inequalities	277			

Algebra (continued)

Topics	Clip Number	R	A	G
Formulae				
Change the subject of the formula 1 (1 step)	280			
Change the subject of the formula 2 (2 step)	281			
Change the subject of the formula 3 (negative x)	282			
Change the subject of the formula 4 (x on denominator)	283			
Change the subject of the formula 5 (x with powers)	284			
Change the subject of the formula 6 (x on both sides)	285			
Change the subject of the formula 7 (x on both sides/denominator)	286			
Important graphs				
Cubic graphs (recognising)	299			
Reciprocal graphs 1	300			
Reciprocal graphs 2	301			
Sine graph	303			
Cosine graph	304			
Tangent graph	305			
Sine, cosine, tangent summary	306			
Graph transformations				
Graph transformations 1 $f(x) \pm a$	307			
Graph transformations 2 $f(x \pm a)$	308			
Graph transformations 3 $af(x)$	309			
Graph transformations 4 $f(ax)$	310			
Graph transformations 5 $f(x)$	311			
Graph transformations 6 $f(x)$	312			
Graph transformations 7 (combined)	313			

Geometry and measures

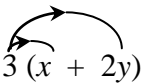
Topics	Clip Number	R	A	G
Non-calculator trigonometry 1	845			
Non-calculator trigonometry 2	846			
Non-calculator trigonometry 3	847			
Non-calculator trigonometry 4	848			
Non-calculator trigonometry 5	849			
Non-calculator trigonometry 6	850			
Non-calculator trigonometry 7	851			
Non-calculator trigonometry (Problem solving 1)	852			
Non-calculator trigonometry (Problem solving 2)	853			

Chapter 2: REMOVING BRACKETS

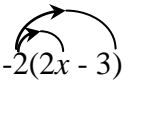
To remove a single bracket, we multiply every term in the bracket by the number or the expression on the outside:

Examples

1) $3(x + 2y) = 3x + 6y$



2) $-2(2x - 3) = (-2)(2x) + (-2)(-3)$
 $= -4x + 6$



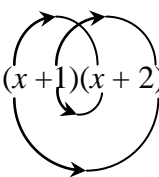
To expand two brackets, we must multiply everything in the first bracket by everything in the second bracket. We can do this in a variety of ways, including

- * the smiley face method
- * FOIL (Fronts Outers Inners Lasts)
- * using a grid.

Examples:

1) $(x + 1)(x + 2) = x(x + 2) + 1(x + 2)$

or


 $(x + 1)(x + 2) = x^2 + 2 + 2x + x$
 $= x^2 + 3x + 2$

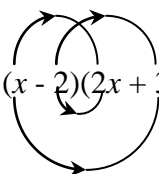
or

	x	1
x	x^2	x
2	$2x$	2

$(x + 1)(x + 2) = x^2 + 2x + x + 2$
 $= x^2 + 3x + 2$

2) $(x - 2)(2x + 3) = x(2x + 3) - 2(2x + 3)$
 $= 2x^2 + 3x - 4x - 6$
 $= 2x^2 - x - 6$

or


 $(x - 2)(2x + 3) = 2x^2 - 6 + 3x - 4x = 2x^2 - x - 6$

or

	x	-2
$2x$	$2x^2$	$-4x$
3	$3x$	-6

$(2x + 3)(x - 2) = 2x^2 + 3x - 4x - 6$
 $= 2x^2 - x - 6$

EXERCISE A Multiply out the following brackets and simplify.

1. $7(4x + 5)$
2. $-3(5x - 7)$
3. $5a - 4(3a - 1)$
4. $4y + y(2 + 3y)$
5. $-3x - (x + 4)$
6. $5(2x - 1) - (3x - 4)$
7. $(x + 2)(x + 3)$
8. $(t - 5)(t - 2)$
9. $(2x + 3y)(3x - 4y)$
10. $4(x - 2)(x + 3)$
11. $(2y - 1)(2y + 1)$
12. $(3 + 5x)(4 - x)$

Two Special Cases

Perfect Square:

$$(x + a)^2 = (x + a)(x + a) = x^2 + 2ax + a^2$$
$$(2x - 3)^2 = (2x - 3)(2x - 3) = 4x^2 - 12x + 9$$

Difference of two squares:

$$(x - a)(x + a) = x^2 - a^2$$
$$(x - 3)(x + 3) = x^2 - 3^2$$
$$= x^2 - 9$$

EXERCISE B Multiply out

1. $(x - 1)^2$
2. $(3x + 5)^2$
3. $(7x - 2)^2$
4. $(x + 2)(x - 2)$
5. $(3x + 1)(3x - 1)$
6. $(5y - 3)(5y + 3)$

More help on expanding brackets is available by downloading this video tutorial:
<http://stream.port.ac.uk/streams/play/play.asp?id=465&stream=MediumBand>

Chapter 3: LINEAR EQUATIONS

When solving an equation, you must remember that whatever you do to one side must also be done to the other. You are therefore allowed to

- add the same amount to both side
- subtract the same amount from each side
- multiply the whole of each side by the same amount
- divide the whole of each side by the same amount.

If the equation has unknowns on both sides, you should collect all the letters onto the same side of the equation.

If the equation contains brackets, you should start by expanding the brackets.

A linear equation is an equation that contains numbers and terms in x . A linear equation does not contain any x^2 or x^3 terms.

More help on solving equations can be obtained by downloading the leaflet available at this website: <http://www.mathcentre.ac.uk/resources/workbooks/mathcentre/web-simplelinear.pdf>

Alternatively a video explanation is available here:

<http://stream.port.ac.uk/streams/play/play.asp?id=472&stream=MediumBand>

Example 1: Solve the equation $64 - 3x = 25$

Solution: There are various ways to solve this equation. One approach is as follows:

Step 1: Add $3x$ to both sides (so that the x term is positive): $64 = 3x + 25$

Step 2: Subtract 25 from both sides: $39 = 3x$

Step 3: Divide both sides by 3: $13 = x$

So the solution is $x = 13$.

Example 2: Solve the equation $6x + 7 = 5 - 2x$.

Solution:

Step 1: Begin by adding $2x$ to both sides $8x + 7 = 5$
(to ensure that the x terms are together on the same side)

Step 2: Subtract 7 from each side: $8x = -2$

Step 3: Divide each side by 8: $x = -\frac{1}{4}$

Exercise A: Solve the following equations, showing each step in your working:

1) $2x + 5 = 19$

2) $5x - 2 = 13$

3) $11 - 4x = 5$

4) $5 - 7x = -9$

5) $11 + 3x = 8 - 2x$

6) $7x + 2 = 4x - 5$

Example 3: Solve the equation	$2(3x - 2) = 20 - 3(x + 2)$
<u>Step 1:</u> Multiply out the brackets: (taking care of the negative signs)	$6x - 4 = 20 - 3x - 6$
<u>Step 2:</u> Simplify the right hand side:	$6x - 4 = 14 - 3x$
<u>Step 3:</u> Add 3x to each side:	$9x - 4 = 14$
<u>Step 4:</u> Add 4:	$9x = 18$
<u>Step 5:</u> Divide by 9:	$x = 2$

Exercise B: Solve the following equations.

1) $5(2x - 4) = 4$

2) $4(2 - x) = 3(x - 9)$

3) $8 - (x + 3) = 4$

4) $14 - 3(2x + 3) = 2$

EQUATIONS CONTAINING FRACTIONS

When an equation contains a fraction, the first step is usually to multiply through by the denominator of the fraction. This ensures that there are no fractions in the equation.

Example 4: Solve the equation	$\frac{y}{2} + 5 = 11$
Solution:	
<u>Step 1:</u> Multiply through by 2 (the denominator in the fraction):	$y + 10 = 22$
<u>Step 2:</u> Subtract 10:	$y = 12$

Example 5: Solve the equation	$\frac{1}{3}(2x + 1) = 5$
Solution:	
<u>Step 1:</u> Multiply by 3 (to remove the fraction)	$2x + 1 = 15$
<u>Step 2:</u> Subtract 1 from each side	$2x = 14$
<u>Step 3:</u> Divide by 2	$x = 7$

When an equation contains two fractions, you need to multiply by the lowest common denominator. This will then remove both fractions.

Example 6: Solve the equation $\frac{x+1}{4} + \frac{x+2}{5} = 2$

Solution:

Step 1: Find the lowest common denominator:

The smallest number that both 4 and 5 divide into is 20.

Step 2: Multiply both sides by the lowest common denominator

$$\frac{20(x+1)}{4} + \frac{20(x+2)}{5} = 40$$

Step 3: Simplify the left hand side:

$$\frac{\overset{5}{\cancel{20}}(x+1)}{\cancel{4}} + \frac{\overset{4}{\cancel{20}}(x+2)}{\cancel{5}} = 40$$

$$5(x+1) + 4(x+2) = 40$$

Step 4: Multiply out the brackets:

$$5x + 5 + 4x + 8 = 40$$

Step 5: Simplify the equation:

$$9x + 13 = 40$$

Step 6: Subtract 13

$$9x = 27$$

Step 7: Divide by 9:

$$x = 3$$

Example 7: Solve the equation $x + \frac{x-2}{4} = 2 - \frac{3-5x}{6}$

Solution: The lowest number that 4 and 6 go into is 12. So we multiply every term by 12:

$$12x + \frac{12(x-2)}{4} = 24 - \frac{12(3-5x)}{6}$$

Simplify

$$12x + 3(x-2) = 24 - 2(3-5x)$$

Expand brackets

$$12x + 3x - 6 = 24 - 6 + 10x$$

Simplify

$$15x - 6 = 18 + 10x$$

Subtract 10x

$$5x - 6 = 18$$

Add 6

$$5x = 24$$

Divide by 5

$$x = 4.8$$

Exercise C: Solve these equations

1) $\frac{1}{2}(x+3) = 5$

2) $\frac{2x}{3} - 1 = \frac{x}{3} + 4$

3) $\frac{y}{4} + 3 = 5 - \frac{y}{3}$

4) $\frac{x-2}{7} = 2 + \frac{3-x}{14}$

Exercise C (continued)

$$5) \quad \frac{7x-1}{2} = 13 - x$$

$$6) \quad \frac{y-1}{2} + \frac{y+1}{3} = \frac{2y+5}{6}$$

$$7) \quad 2x + \frac{x-1}{2} = \frac{5x+3}{3}$$

$$8) \quad 2 - \frac{5}{x} = \frac{10}{x} - 1$$

FORMING EQUATIONS

Example 8: Find three consecutive numbers so that their sum is 96.

Solution: Let the first number be n , then the second is $n + 1$ and the third is $n + 2$.

Therefore $n + (n + 1) + (n + 2) = 96$

$$3n + 3 = 96$$

$$3n = 93$$

$$n = 31$$

So the numbers are 31, 32 and 33.

Exercise D:

- 1) Find 3 consecutive even numbers so that their sum is 108.

- 2) The perimeter of a rectangle is 79 cm. One side is three times the length of the other. Form an equation and hence find the length of each side.

- 3) Two girls have 72 photographs of celebrities between them. One gives 11 to the other and finds that she now has half the number her friend has. Form an equation, letting n be the number of photographs one girl had at the **beginning**. Hence find how many each has **now**.

Chapter 4: SIMULTANEOUS EQUATIONS

An example of a pair of simultaneous equations is $3x + 2y = 8$ ①
 $5x + y = 11$ ②

In these equations, x and y stand for two numbers. We can solve these equations in order to find the values of x and y by eliminating one of the letters from the equations.

In these equations it is simplest to eliminate y . We do this by making the coefficients of y the same in both equations. This can be achieved by multiplying equation ② by 2, so that both equations contain $2y$:

$$\begin{array}{rcl} 3x + 2y = 8 & & \text{①} \\ 10x + 2y = 22 & & 2 \times \text{②} = \text{③} \end{array}$$

To eliminate the y terms, we subtract equation ③ from equation ①. We get: $7x = 14$
i.e. $x = 2$

To find y , we substitute $x = 2$ into one of the original equations. For example if we put it into ②:

$$\begin{array}{r} 10 + y = 11 \\ y = 1 \end{array}$$

Therefore the solution is $x = 2, y = 1$.

Remember: You can check your solutions by substituting both x and y into the original equations.

Example: Solve $2x + 5y = 16$ ①
 $3x - 4y = 1$ ②

Solution: We begin by getting the same number of x or y appearing in both equation. We can get $20y$ in both equations if we multiply the top equation by 4 and the bottom equation by 5:

$$\begin{array}{rcl} 8x + 20y = 64 & & \text{③} \\ 15x - 20y = 5 & & \text{④} \end{array}$$

As the SIGNS in front of $20y$ are DIFFERENT, we can eliminate the y terms from the equations by ADDING:

$$\begin{array}{rcl} 23x = 69 & & \text{③} + \text{④} \\ \text{i.e. } x = 3 & & \end{array}$$

Substituting this into equation ① gives:

$$\begin{array}{r} 6 + 5y = 16 \\ 5y = 10 \end{array}$$

So... $y = 2$

The solution is $x = 3, y = 2$.

If you need **more help** on solving simultaneous equations, you can download a booklet from the following website:

<http://www.mathcentre.ac.uk/resources/workbooks/mathcentre/web-simultaneous1.pdf>

Alternatively, you can download the video tutorial:

<http://stream.port.ac.uk/streams/play/play.asp?id=474&stream=MediumBand>

Exercise:

Solve the pairs of simultaneous equations in the following questions:

1) $x + 2y = 7$
 $3x + 2y = 9$

2) $x + 3y = 0$
 $3x + 2y = -7$

3) $3x - 2y = 4$
 $2x + 3y = -6$

4) $9x - 2y = 25$
 $4x - 5y = 7$

5) $4a + 3b = 22$
 $5a - 4b = 43$

6) $3p + 3q = 15$
 $2p + 5q = 14$

Chapter 5: FACTORISING

Common factors

We can factorise some expressions by taking out a common factor.

Example 1: Factorise $12x - 30$

Solution: 6 is a common factor to both 12 and 30. We can therefore factorise by taking 6 outside a bracket:

$$12x - 30 = 6(2x - 5)$$

Example 2: Factorise $6x^2 - 2xy$

Solution: 2 is a common factor to both 6 and 2. Both terms also contain an x . So we factorise by taking $2x$ outside a bracket.

$$6x^2 - 2xy = 2x(3x - y)$$

Example 3: Factorise $9x^3y^2 - 18x^2y$

Solution: 9 is a common factor to both 9 and 18.
The highest power of x that is present in both expressions is x^2 .
There is also a y present in both parts.
So we factorise by taking $9x^2y$ outside a bracket:

$$9x^3y^2 - 18x^2y = 9x^2y(xy - 2)$$

Example 4: Factorise $3x(2x - 1) - 4(2x - 1)$

Solution: There is a common bracket as a factor.
So we factorise by taking $(2x - 1)$ out as a factor.
The expression factorises to $(2x - 1)(3x - 4)$

Exercise A

Factorise each of the following

1) $3x + xy$

2) $4x^2 - 2xy$

3) $pq^2 - p^2q$

4) $3pq - 9q^2$

5) $2x^3 - 6x^2$

6) $8a^5b^2 - 12a^3b^4$

7) $5y(y - 1) + 3(y - 1)$

Factorising quadratics

Simple quadratics: Factorising quadratics of the form $x^2 + bx + c$

The method is:

Step 1: Form two brackets $(x \dots)(x \dots)$

Step 2: Find two numbers that multiply to give c and add to make b . These two numbers get written at the other end of the brackets.

Example 1: Factorise $x^2 - 9x - 10$.

Solution: We need to find two numbers that multiply to make -10 and add to make -9 . These numbers are -10 and 1 .

Therefore $x^2 - 9x - 10 = (x - 10)(x + 1)$.

General quadratics: Factorising quadratics of the form $ax^2 + bx + c$

The method is:

Step 1: Find two numbers that multiply together to make ac and add to make b .

Step 2: Split up the bx term using the numbers found in step 1.

Step 3: Factorise the front and back pair of expressions as fully as possible.

Step 4: There should be a common bracket. Take this out as a common factor.

Example 2: Factorise $6x^2 + x - 12$.

Solution: We need to find two numbers that multiply to make $6 \times -12 = -72$ and add to make 1 . These two numbers are -8 and 9 .

Therefore,
$$\begin{aligned} 6x^2 + x - 12 &= 6x^2 - 8x + 9x - 12 \\ &= 2x(3x - 4) + 3(3x - 4) && \text{(the two brackets must be identical)} \\ &= (3x - 4)(2x + 3) \end{aligned}$$

Difference of two squares: Factorising quadratics of the form $x^2 - a^2$

Remember that $x^2 - a^2 = (x + a)(x - a)$.

Therefore: $x^2 - 9 = x^2 - 3^2 = (x + 3)(x - 3)$

$$16x^2 - 25 = (2x)^2 - 5^2 = (2x + 5)(2x - 5)$$

Also notice that: $2x^2 - 8 = 2(x^2 - 4) = 2(x + 4)(x - 4)$

and $3x^3 - 48xy^2 = 3x(x^2 - 16y^2) = 3x(x + 4y)(x - 4y)$

Factorising by pairing

We can factorise expressions like $2x^2 + xy - 2x - y$ using the method of factorising by pairing:

$$\begin{aligned} 2x^2 + xy - 2x - y &= x(2x + y) - 1(2x + y) && \text{(factorise front and back pairs, ensuring both} \\ & && \text{brackets are identical)} \\ &= (2x + y)(x - 1) \end{aligned}$$

If you need **more help** with factorising, you can download a booklet from this website:

<http://www.mathcentre.ac.uk/resources/workbooks/mathcentre/web-factorisingquadratics.pdf>

or you can watch a video tutorial:

<http://stream.port.ac.uk/streams/play/play.asp?id=466&stream=MediumBand>

Exercise B

Factorise

1) $x^2 - x - 6$

2) $x^2 + 6x - 16$

3) $2x^2 + 5x + 2$

4) $2x^2 - 3x$ (factorise by taking out a common factor)

5) $3x^2 + 5x - 2$

6) $2y^2 + 17y + 21$

7) $7y^2 - 10y + 3$

8) $10x^2 + 5x - 30$

9) $4x^2 - 25$

10) $x^2 - 3x - xy + 3y^2$

11) $4x^2 - 12x + 8$

12) $16m^2 - 81n^2$

13) $4y^3 - 9a^2y$

14) $8(x+1)^2 - 2(x+1) - 10$

Chapter 6: CHANGING THE SUBJECT OF A FORMULA

We can use algebra to change the subject of a formula. Rearranging a formula is similar to solving an equation – we must do the same to both sides in order to keep the equation balanced.

Example 1: Make x the subject of the formula $y = 4x + 3$.

Solution:

$$y = 4x + 3$$

Subtract 3 from both sides:

$$y - 3 = 4x$$

Divide both sides by 4;

$$\frac{y - 3}{4} = x$$

So $x = \frac{y - 3}{4}$ is the same equation but with x the subject.

Example 2: Make x the subject of $y = 2 - 5x$

Solution: Notice that in this formula the x term is negative.

$$y = 2 - 5x$$

Add $5x$ to both sides

$$y + 5x = 2 \quad (\text{the } x \text{ term is now positive})$$

Subtract y from both sides

$$5x = 2 - y$$

Divide both sides by 5

$$x = \frac{2 - y}{5}$$

Example 3: The formula $C = \frac{5(F - 32)}{9}$ is used to convert between ° Fahrenheit and ° Celsius.

We can rearrange to make F the subject.

$$C = \frac{5(F - 32)}{9}$$

Multiply by 9

$$9C = 5(F - 32) \quad (\text{this removes the fraction})$$

Expand the brackets

$$9C = 5F - 160$$

Add 160 to both sides

$$9C + 160 = 5F$$

Divide both sides by 5

$$\frac{9C + 160}{5} = F$$

Therefore the required rearrangement is $F = \frac{9C + 160}{5}$.

Exercise A

Make x the subject of each of these formulae:

1) $y = 7x - 1$

2) $y = \frac{x + 5}{4}$

3) $4y = \frac{x}{3} - 2$

4) $y = \frac{4(3x - 5)}{9}$

Rearranging equations involving squares and square roots

Example 4: Make x the subject of $x^2 + y^2 = w^2$

Solution:

$$x^2 + y^2 = w^2$$

Subtract y^2 from both sides:

$$x^2 = w^2 - y^2 \quad (\text{this isolates the term involving } x)$$

Square root both sides:

$$x = \pm\sqrt{w^2 - y^2}$$

Remember that you can have a positive or a negative square root. We cannot simplify the answer any more.

Example 5: Make a the subject of the formula $t = \frac{1}{4}\sqrt{\frac{5a}{h}}$

Solution:

$$t = \frac{1}{4}\sqrt{\frac{5a}{h}}$$

Multiply by 4

$$4t = \sqrt{\frac{5a}{h}}$$

Square both sides

$$16t^2 = \frac{5a}{h}$$

Multiply by h :

$$16t^2h = 5a$$

Divide by 5:

$$\frac{16t^2h}{5} = a$$

Exercise B:

Make t the subject of each of the following

1) $P = \frac{wt}{32r}$

2) $P = \frac{wt^2}{32r}$

3) $V = \frac{1}{3}\pi t^2 h$

4) $P = \sqrt{\frac{2t}{g}}$

5) $Pa = \frac{w(v-t)}{g}$

6) $r = a + bt^2$

More difficult examples

Sometimes the variable that we wish to make the subject occurs in more than one place in the formula. In these questions, we collect the terms involving this variable on one side of the equation, and we put the other terms on the opposite side.

Example 6: Make t the subject of the formula $a - xt = b + yt$

Solution:

$$a - xt = b + yt$$

Start by collecting all the t terms on the right hand side:

Add xt to both sides:
$$a = b + yt + xt$$

Now put the terms without a t on the left hand side:

Subtract b from both sides:
$$a - b = yt + xt$$

Factorise the RHS:
$$a - b = t(y + x)$$

Divide by $(y + x)$:
$$\frac{a - b}{y + x} = t$$

So the required equation is
$$t = \frac{a - b}{y + x}$$

Example 7: Make W the subject of the formula $T - W = \frac{Wa}{2b}$

Solution: This formula is complicated by the fractional term. We begin by removing the fraction:

Multiply by $2b$:
$$2bT - 2bW = Wa$$

Add $2bW$ to both sides:
$$2bT = Wa + 2bW$$
 (this collects the W 's together)

Factorise the RHS:
$$2bT = W(a + 2b)$$

Divide both sides by $a + 2b$:
$$W = \frac{2bT}{a + 2b}$$

If you need more help you can download an information booklet on rearranging equations from the following website:

<http://www.mathcentre.ac.uk/resources/workbooks/mathcentre/web-formulae2-tom.pdf>

or you can view a video tutorial on this topic by following this link:

<http://stream.port.ac.uk/streams/play/play.asp?id=479&stream=MediumBand>

Exercise C

Make x the subject of these formulae:

1) $ax + 3 = bx + c$

2) $3(x + a) = k(x - 2)$

3) $y = \frac{2x + 3}{5x - 2}$

4) $\frac{x}{a} = 1 + \frac{x}{b}$

Chapter 7: SOLVING QUADRATIC EQUATIONS

A quadratic equation has the form $ax^2 + bx + c = 0$.

There are two methods that are commonly used for solving quadratic equations:

- * factorising
- * the quadratic formula

Note that not all quadratic equations can be solved by factorising. The quadratic formula can always be used however.

Method 1: Factorising

Make sure that the equation is rearranged so that the right hand side is 0. It usually makes it easier if the coefficient of x^2 is positive.

Example 1: Solve $x^2 - 3x + 2 = 0$

Factorise $(x-1)(x-2) = 0$

Either $(x-1) = 0$ or $(x-2) = 0$

So the solutions are $x = 1$ or $x = 2$

Note: The individual values $x = 1$ and $x = 2$ are called the **roots** of the equation.

Example 2: Solve $x^2 - 2x = 0$

Factorise: $x(x-2) = 0$

Either $x = 0$ or $(x-2) = 0$

So $x = 0$ or $x = 2$

Method 2: Using the formula

Recall that the roots of the quadratic equation $ax^2 + bx + c = 0$ are given by the formula:

$$x = \frac{-b \pm \sqrt{b^2 - 4ac}}{2a}$$

Example 3: Solve the equation $2x^2 - 5 = 7 - 3x$

Solution: First we rearrange so that the right hand side is 0. We get $2x^2 + 3x - 12 = 0$

We can then tell that $a = 2$, $b = 3$ and $c = -12$.

Substituting these into the quadratic formula gives:

$$x = \frac{-3 \pm \sqrt{3^2 - 4 \times 2 \times (-12)}}{2 \times 2} = \frac{-3 \pm \sqrt{105}}{4} \quad (\text{this is the } \textit{surd form} \text{ for the solutions})$$

If we have a calculator, we can evaluate these roots to get: $x = 1.81$ or $x = -3.31$

If you need more help with the work in this chapter, there is an information booklet downloadable from this web site:

<http://www.mathcentre.ac.uk/resources/workbooks/mathcentre/web-quadratic-equations.pdf>

Alternatively you can view a video tutorial:

<http://stream.port.ac.uk/streams/play/play.asp?id=477&stream=MediumBand>

EXERCISE

1) Use factorisation to solve the following equations:

a) $x^2 + 3x + 2 = 0$

b) $x^2 - 3x - 4 = 0$

c) $x^2 = 15 - 2x$

2) Find the roots of the following equations:

a) $x^2 + 3x = 0$

b) $x^2 - 4x = 0$

c) $4 - x^2 = 0$

3) Solve the following equations either by factorising or by using the formula:

a) $6x^2 - 5x - 4 = 0$

b) $8x^2 - 24x + 10 = 0$

4) Use the formula to solve the following equations to 3 significant figures. Some of the equations can't be solved.

a) $x^2 + 7x + 9 = 0$

b) $6 + 3x = 8x^2$

c) $4x^2 - x - 7 = 0$

d) $x^2 - 3x + 18 = 0$

e) $3x^2 + 4x + 4 = 0$

f) $3x^2 = 13x - 16$

Chapter 8: INDICES

Basic rules of indices

y^4 means $y \times y \times y \times y$.

4 is called the **index** (plural: indices), **power** or **exponent** of y .

There are 3 basic rules of indices:

- | | | | |
|----|----------------------------|------|------------------------|
| 1) | $a^m \times a^n = a^{m+n}$ | e.g. | $3^4 \times 3^5 = 3^9$ |
| 2) | $a^m \div a^n = a^{m-n}$ | e.g. | $3^8 \div 3^6 = 3^2$ |
| 3) | $(a^m)^n = a^{mn}$ | e.g. | $(3^2)^5 = 3^{10}$ |

Further examples

$$y^4 \times 5y^3 = 5y^7$$

$$4a^3 \times 6a^2 = 24a^5$$

$$2c^2 \times (-3c^6) = -6c^8$$

$$24d^7 \div 3d^2 = \frac{24d^7}{3d^2} = 8d^5$$

(multiply the numbers and multiply the a 's)

(multiply the numbers and multiply the c 's)

(divide the numbers and divide the d terms i.e. by subtracting the powers)

Exercise A

Simplify the following:

1) $b \times 5b^5 =$

(Remember that $b = b^1$)

2) $3c^2 \times 2c^5 =$

3) $b^2c \times bc^3 =$

4) $2n^6 \times (-6n^2) =$

5) $8n^8 \div 2n^3 =$

6) $d^{11} \div d^9 =$

7) $(a^3)^2 =$

8) $(-d^4)^3 =$

More complex powers

Zero index:

Recall from GCSE that

$$a^0 = 1.$$

This result is true for any non-zero number a .

Therefore $5^0 = 1$ $\left(\frac{3}{4}\right)^0 = 1$ $(-5.2304)^0 = 1$

Negative powers

A power of -1 corresponds to the reciprocal of a number, i.e. $a^{-1} = \frac{1}{a}$

Therefore $5^{-1} = \frac{1}{5}$

$$0.25^{-1} = \frac{1}{0.25} = 4$$

$$\left(\frac{4}{5}\right)^{-1} = \frac{5}{4}$$

(you find the reciprocal of a fraction by swapping the top and bottom over)

This result can be extended to more general negative powers: $a^{-n} = \frac{1}{a^n}$.

This means:

$$3^{-2} = \frac{1}{3^2} = \frac{1}{9}$$

$$2^{-4} = \frac{1}{2^4} = \frac{1}{16}$$

$$\left(\frac{1}{4}\right)^{-2} = \left(\left(\frac{1}{4}\right)^{-1}\right)^2 = \left(\frac{4}{1}\right)^2 = 16$$

Fractional powers:

Fractional powers correspond to roots:

$$a^{1/2} = \sqrt{a}$$

$$a^{1/3} = \sqrt[3]{a}$$

$$a^{1/4} = \sqrt[4]{a}$$

In general:

$$a^{1/n} = \sqrt[n]{a}$$

Therefore:

$$8^{1/3} = \sqrt[3]{8} = 2$$

$$25^{1/2} = \sqrt{25} = 5$$

$$10000^{1/4} = \sqrt[4]{10000} = 10$$

A more general fractional power can be dealt with in the following way: $a^{m/n} = (a^{1/n})^m$

So $4^{3/2} = (\sqrt{4})^3 = 2^3 = 8$

$$\left(\frac{8}{27}\right)^{2/3} = \left(\left(\frac{8}{27}\right)^{1/3}\right)^2 = \left(\frac{2}{3}\right)^2 = \frac{4}{9}$$

$$\left(\frac{25}{36}\right)^{-3/2} = \left(\frac{36}{25}\right)^{3/2} = \left(\sqrt{\frac{36}{25}}\right)^3 = \left(\frac{6}{5}\right)^3 = \frac{216}{125}$$

Exercise B:

Find the value of:

1) $4^{1/2}$

2) $27^{1/3}$

3) $\left(\frac{1}{9}\right)^{1/2}$

4) 5^{-2}

5) 18^0

6) 7^{-1}

7) $27^{2/3}$

8) $\left(\frac{2}{3}\right)^{-2}$

9) $8^{-2/3}$

10) $(0.04)^{1/2}$

11) $\left(\frac{8}{27}\right)^{2/3}$

12) $\left(\frac{1}{16}\right)^{-3/2}$

Simplify each of the following:

13) $2a^{1/2} \times 3a^{5/2}$

14) $x^3 \times x^{-2}$

15) $(x^2 y^4)^{1/2}$

Task to be completed

You may NOT use a calculator

If $ax^2 + bx + c = 0$ then $x = \frac{-b \pm \sqrt{b^2 - 4ac}}{2a}$

1. Expand and simplify

(a) $(2x + 3)(2x - 1)$ (b) $(a + 3)^2$ (c) $4x(3x - 2) - x(2x + 5)$

2. Factorise

(a) $x^2 - 7x$ (b) $y^2 - 64$ (c) $2x^2 + 5x - 3$ (d) $6t^2 - 13t + 5$

3. Simplify

(a) $\frac{4x^3y}{8x^2y^3}$ (b) $\frac{3x+2}{3} + \frac{4x-1}{6}$

4. Solve the following equations

(a) $\frac{h-1}{4} + \frac{3h}{5} = 4$ (b) $x^2 - 8x = 0$ (c) $p^2 + 4p = 12$

5. Write each of the following as single powers of x and / y

(a) $\frac{1}{x^4}$ (b) $(x^2y)^3$ (c) $\frac{x^5}{x^{-2}}$

6. Work out the values of the following, giving your answers as fractions

(a) 4^{-2} (b) 10^0 (c) $\left(\frac{8}{27}\right)^{\frac{1}{3}}$

7. Solve the simultaneous equations

$$\begin{aligned} 3x - 5y &= -11 \\ 5x - 2y &= 7 \end{aligned}$$

8. Rearrange the following equations to make x the subject

(a) $v^2 = u^2 + 2ax$ (b) $V = \frac{1}{3}\pi x^2h$ (c) $y = \frac{x+2}{x+1}$

9. Solve $5x^2 - x - 1 = 0$ giving your solutions in surd form

SOLUTIONS TO THE EXERCISES

CHAPTER 1:

Ex A

- 1) $28x + 35$ 2) $-15x + 21$ 3) $-7a + 4$ 4) $6y + 3y^2$ 5) $2x - 4$
6) $7x - 1$ 7) $x^2 + 5x + 6$ 8) $t^2 - 3t - 10$ 9) $6x^2 + xy - 12y^2$
10) $4x^2 + 4x - 24$ 11) $4y^2 - 1$ 12) $12 + 17x - 5x^2$

Ex B

- 1) $x^2 - 2x + 1$ 2) $9x^2 + 30x + 25$ 3) $49x^2 - 28x + 4$ 4) $x^2 - 4$
5) $9x^2 - 1$ 6) $25y^2 - 9$

CHAPTER 2

Ex A

- 1) 7 2) 3 3) $1\frac{1}{2}$ 4) 2 5) $-\frac{3}{5}$ 6) $-\frac{7}{3}$

Ex B

- 1) 2,4 2) 5 3) 1 4) $\frac{1}{2}$

Ex C

- 1) 7 2) 15 3) $\frac{24}{7}$ 4) $\frac{35}{3}$ 5) 3 6) 2 7) $\frac{9}{5}$ 8) 5

Ex D

- 1) 34, 36, 38 2) 9.875, 29.625 3) 24, 48

CHAPTER 3

- 1) $x = 1, y = 3$ 2) $x = -3, y = 1$ 3) $x = 0, y = -2$ 4) $x = 3, y = 1$
5) $a = 7, b = -26$ $p = \frac{11}{3}, q = \frac{4}{3}$

CHAPTER 4

Ex A

- 1) $x(3 + y)$ 2) $2x(2x - y)$ 3) $pq(q - p)$ 4) $3q(p - 3q)$ 5) $2x^2(x - 3)$ 6) $4a^3b^2(2a^2 - 3b^2)$
7) $(y - 1)(5y + 3)$

Ex B

- 1) $(x - 3)(x + 2)$ 2) $(x + 8)(x - 2)$ 3) $(2x + 1)(x + 2)$ 4) $x(2x - 3)$ 5) $(3x - 1)(x + 2)$
6) $(2y + 3)(y + 7)$ 7) $(7y - 3)(y - 1)$ 8) $5(2x - 3)(x + 2)$ 9) $(2x + 5)(2x - 5)$ 10) $(x - 3)(x - y)$
11) $4(x - 2)(x - 1)$ 12) $(4m - 9n)(4m + 9n)$ 13) $y(2y - 3a)(2y + 3a)$ 14) $2(4x + 5)(x - 4)$

CHAPTER 5

Ex A

- 1) $x = \frac{y + 1}{7}$ 2) $x = 4y - 5$ 3) $x = 3(4y + 2)$ 4) $x = \frac{9y + 20}{12}$

Ex B

- 1) $t = \frac{32rP}{w}$ 2) $t = \pm \sqrt{\frac{32rP}{w}}$ 3) $t = \pm \sqrt{\frac{3V}{\pi h}}$ 4) $t = \frac{P^2 g}{2}$ 5) $t = v - \frac{Pag}{w}$ 6) $t = \pm \sqrt{\frac{r - a}{b}}$

Ex C

- 1) $x = \frac{c - 3}{a - b}$ 2) $x = \frac{3a + 2k}{k - 3}$ 3) $x = \frac{2y + 3}{5y - 2}$ 4) $x = \frac{ab}{b - a}$

CHAPTER 6

- 1) a) -1, -2 b) -1, 4 c) -5, 3 2) a) 0, -3 b) 0, 4 c) 2, -2
3) a) $-\frac{1}{2}, \frac{4}{3}$ b) 0.5, 2.5 4) a) -5.30, -1.70 b) 1.07, -0.699 c) -1.20, 1.45
d) no solutions e) no solutions f) no solutions

CHAPTER 7

Ex A

- 1) $5b^6$ 2) $6c^7$ 3) b^3c^4 4) $-12n^8$ 5) $4n^5$ 6) d^2 7) a^6 8) $-d^{12}$

Ex B

- 1) 2 2) 3 3) $\frac{1}{3}$ 4) $\frac{1}{25}$ 5) 1 6) $\frac{1}{7}$ 7) 9 8) $\frac{9}{4}$ 9) $\frac{1}{4}$ 10) 0.2 11) $\frac{4}{9}$ 12) 64

13) $6a^3$ 14) x 15) xy^2